

SWCID Campus Results

Student Satisfaction Survey - Fall 2016

Your Primary (home) Campus:

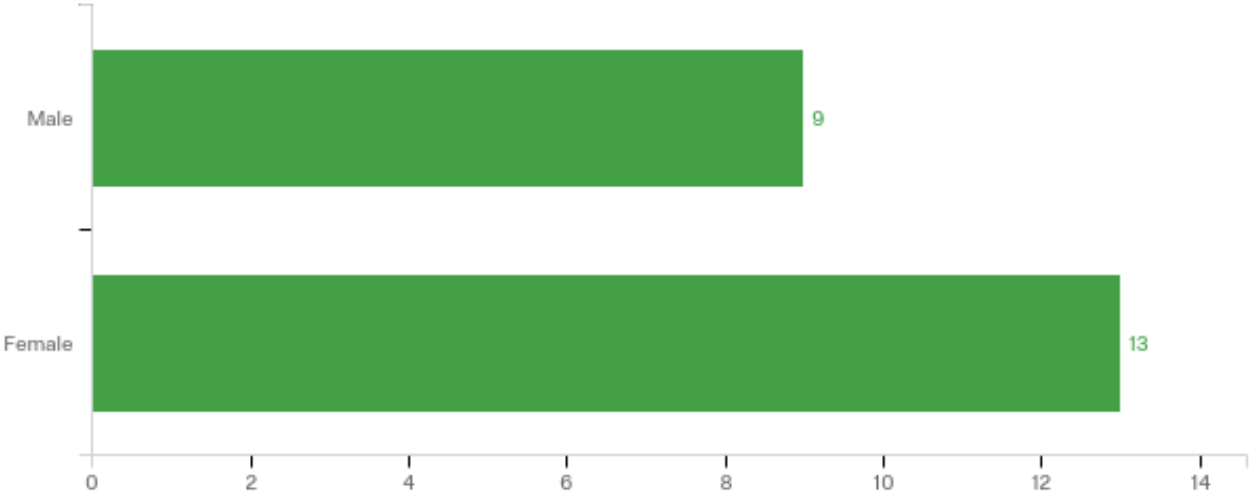
#	Answer	Count
1	SWCID	22
	Total	22



Gender:

Gender Comparison

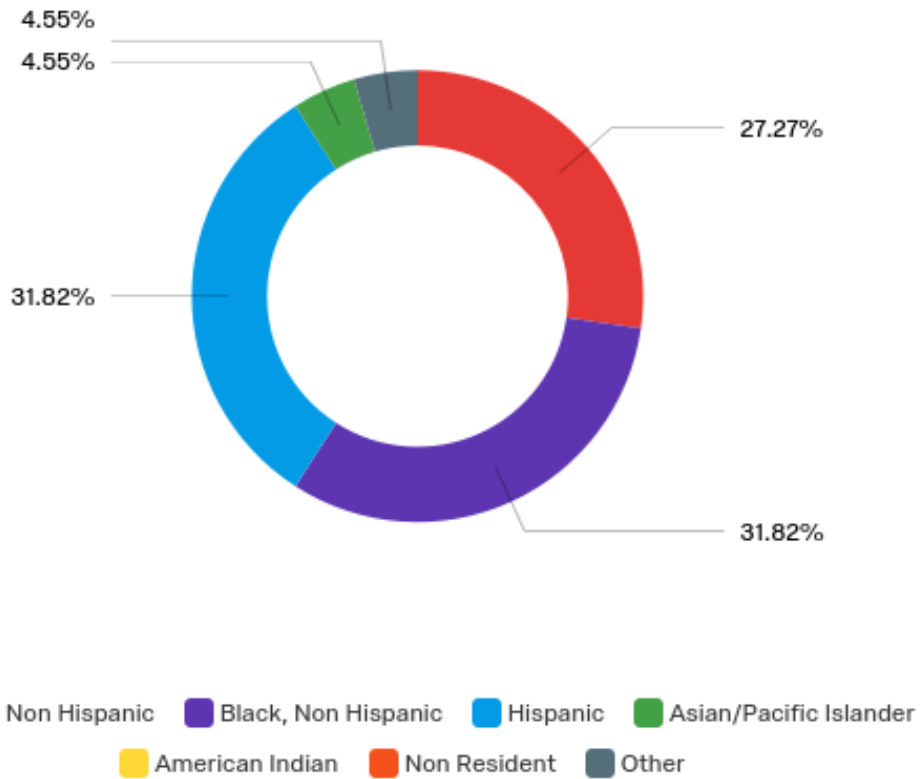
#	Answer	Count
	Total	22
1	Male	9
2	Female	13



Ethnicity:

Ethnicity Comparison

#	Answer	Count
1	White, Non Hispanic	6
	Total	22
7	Other	1
6	Non Resident	0
3	Hispanic	7
2	Black, Non Hispanic	7
4	Asian/Pacific Islander	1
5	American Indian	0

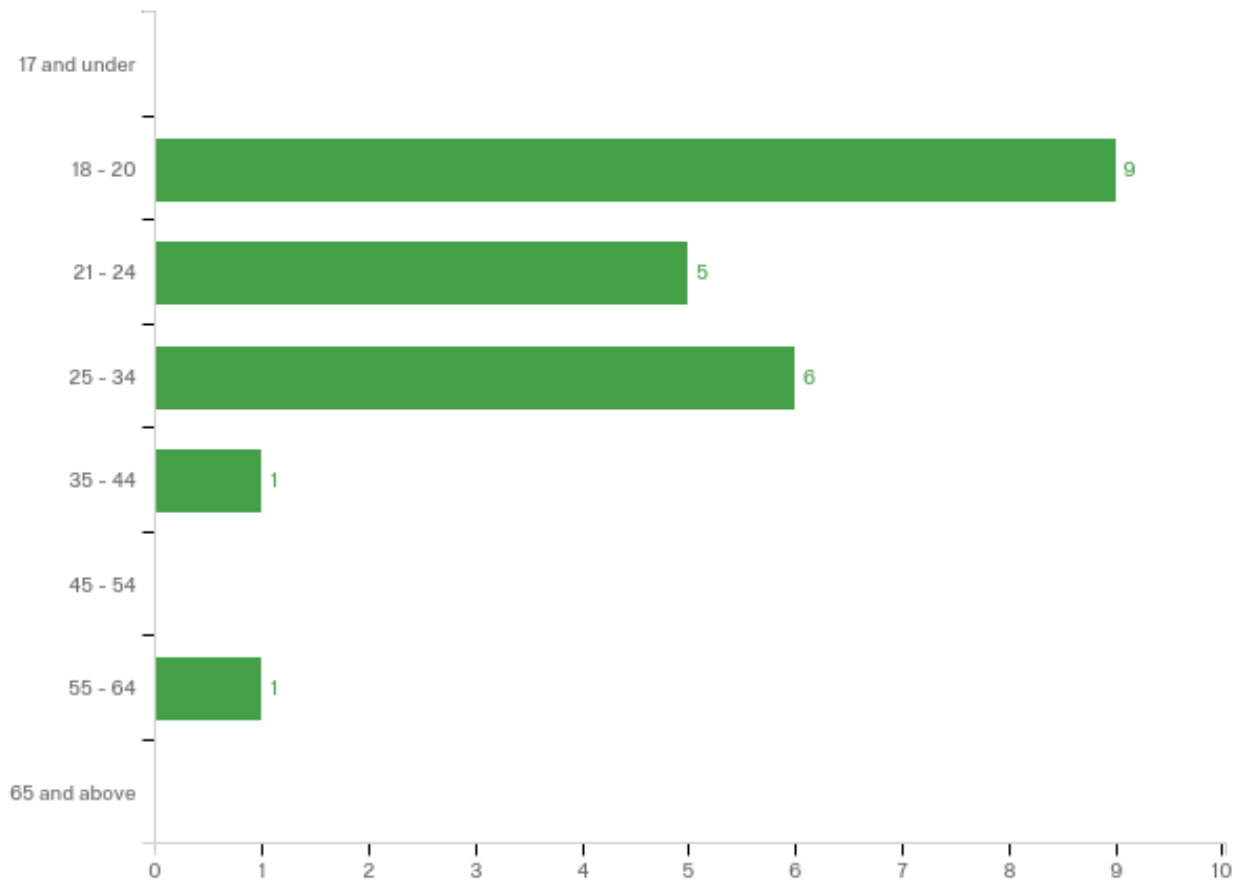


Grey field represents American Indian, Non-Resident, and Other combined.

Age:

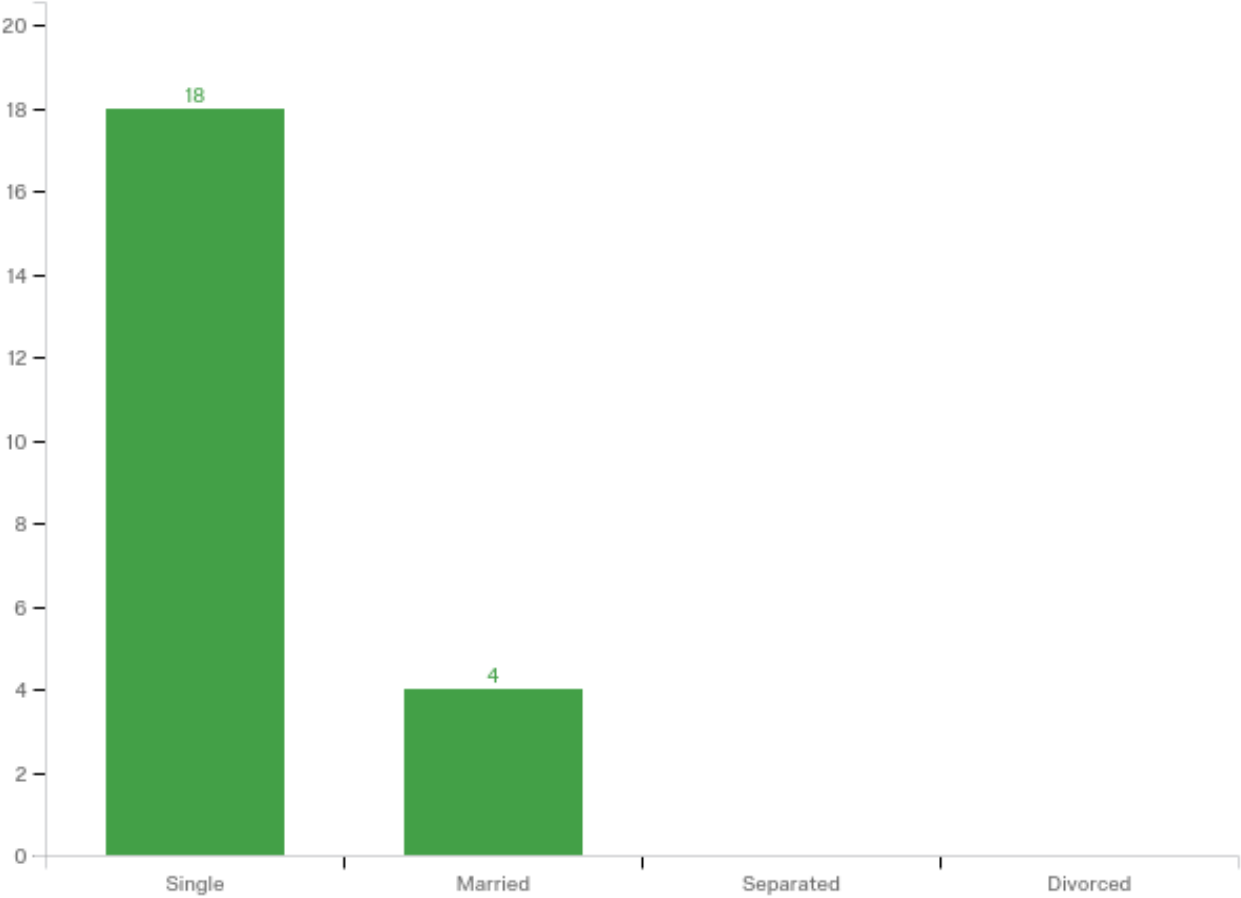
Age Comparison

#	Answer	Count
1	17 and under	0
8	65 and above	0
	Total	22
7	55 - 64	1
6	45 - 54	0
5	35 - 44	1
4	25 - 34	6
3	21 - 24	5
2	18 - 20	9



Marital Status:

#	Answer	Count
1	Single	18
2	Married	4
3	Separated	0
4	Divorced	0
	Total	22

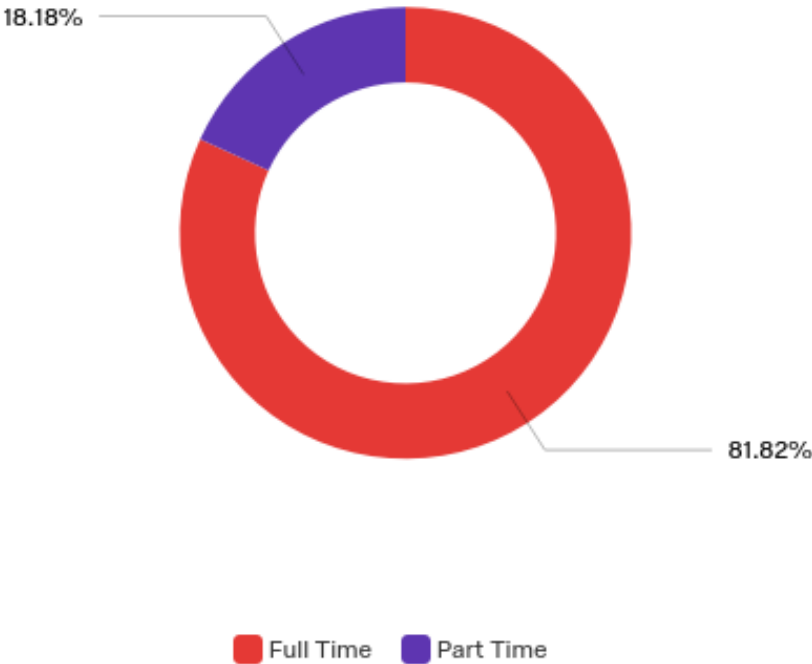


Your primary reason for attending college:

#	Answer	Count
	Total	22
5	To improve skills for my current job or get a better job	1
4	To get a job	0
6	Personal Enrichment	0
3	Earn a 4-year Degree	2
2	Earn a 2-year Degree	15
1	Earn a Certificate	4

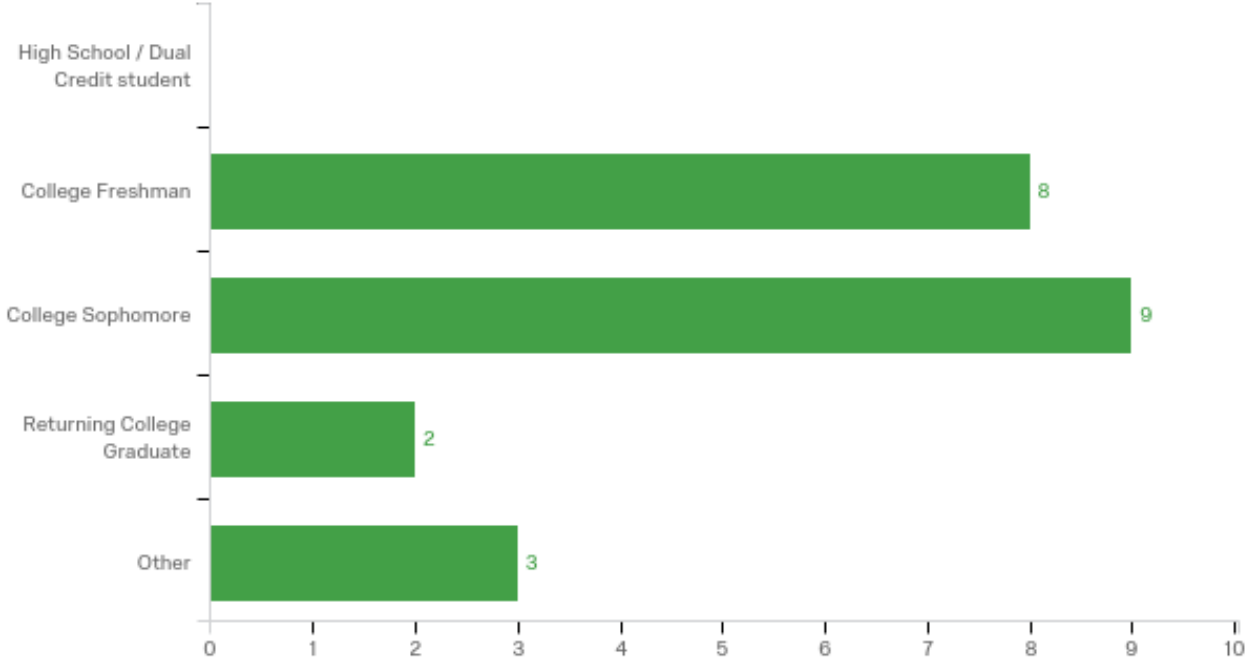
Enrollment Status:

#	Answer	Count
	Total	22
2	Part Time	4
1	Full Time	18



Academic Classification:

#	Answer	Count
1	High School / Dual Credit student	0
2	College Freshman	8
3	College Sophomore	9
4	Returning College Graduate	2
5	Other	3
	Total	22



Are you receiving any of the following types of Financial Aid? (Select ALL that apply)

Financial Aid Comparison

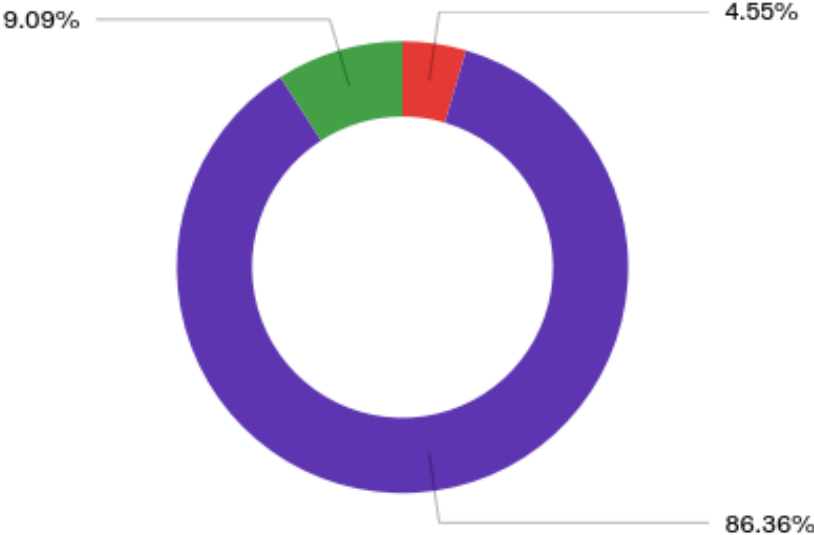
#	Answer	Count
	Total	22
2	Texas Deaf Waiver	9
1	State or Federal Grant	10
8	Other	3
6	No, I have not received financial aid	3
7	I do not know if I received financial aid	1
3	Education Loan	2
4	Departmental Scholarships	2
5	Athletic Scholarship	2

Other

Weston Johnson Never Flinch Scholarships

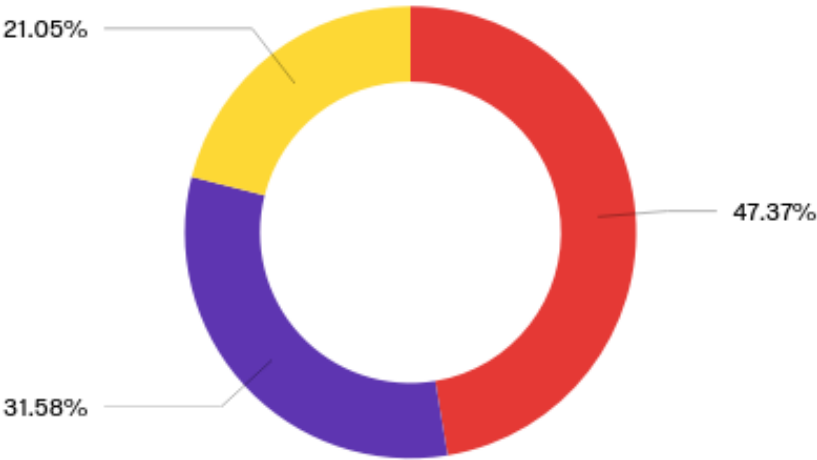
va

Have you visited the Tutoring Center?



- Yes, one time
- Yes, more than one time
- No, I did not know about the Tutoring Center
- No, I knew about the center, but did not use the services

How did you find out about the Tutoring Center?



Instructor Fellow Student Poster / Flyer Website Other .

Other .

Walk in

Blackboard and homework

Open House/Friends

Employee

Please rate your experience/opinion concerning the Tutoring Center.

Tutoring Center Satisfaction

#	Question	Very Good	Good	Poor	Very Poor	Does Not Apply	Total
1	Services provided by Tutoring Center	6	11	2	0	0	19
2	Are the hours of operation adequate	5	12	2	0	0	19
3	Quality of tutoring meets student needs	9	8	1	1	0	19
4	Staff are helpful in assisting students	9	8	2	0	0	19
5	Center is helpful for students completing course work	7	11	1	0	0	19
6	Overall quality of the Tutoring Center	5	12	1	1	0	19
7	Likelihood you will recommend the Tutoring Center to a fellow student	8	7	4	0	0	19
8	Likelihood there will be a continued need for the Tutoring Center	9	8	2	0	0	19

Please select the Instruction methods for your course work (select ALL OPTIONS THAT APPLY):

Course Delivery Comparison

#	Answer	Count
5	VCT Course (Virtual College of Texas online course)	1
	Total	21
3	Online (Blackboard) Course - Completely Online	11
8	ITV Course (Interactive TV)	1
6	Flex-Entry Course (shorter than the regular 16 week semester)	1
2	Evening Face-to-Face (regular 16 week semester)	6
7	Dual Credit / Concurrent / Early Admissions (enrolled prior to high school graduation)	2
1	Daytime Face-to-Face (regular 16 week semester)	16
4	Blackboard Enhanced or Hybrid Course (Both Face-to-Face and online)	6

Please rate your experience with our Interactive TV (ITV) classrooms, instructors, and facilitators.

Interactive TV (ITV) Satisfaction

#	Question	Very Good	Good	Poor	Very Poor	Does Not Apply	Total
1	Quality of video (picture)	1	0	0	0	0	1
2	Quality of audio (sound)	0	1	0	0	0	1
3	Instructor's use of equipment	1	0	0	0	0	1
4	Reliability of connection to/from other campuses	0	1	0	0	0	1
5	ITV facilitator (HC employee who assisted)	0	1	0	0	0	1
6	Quality of furniture/equipment in classroom	1	0	0	0	0	1

How can we improve ITV Courses?

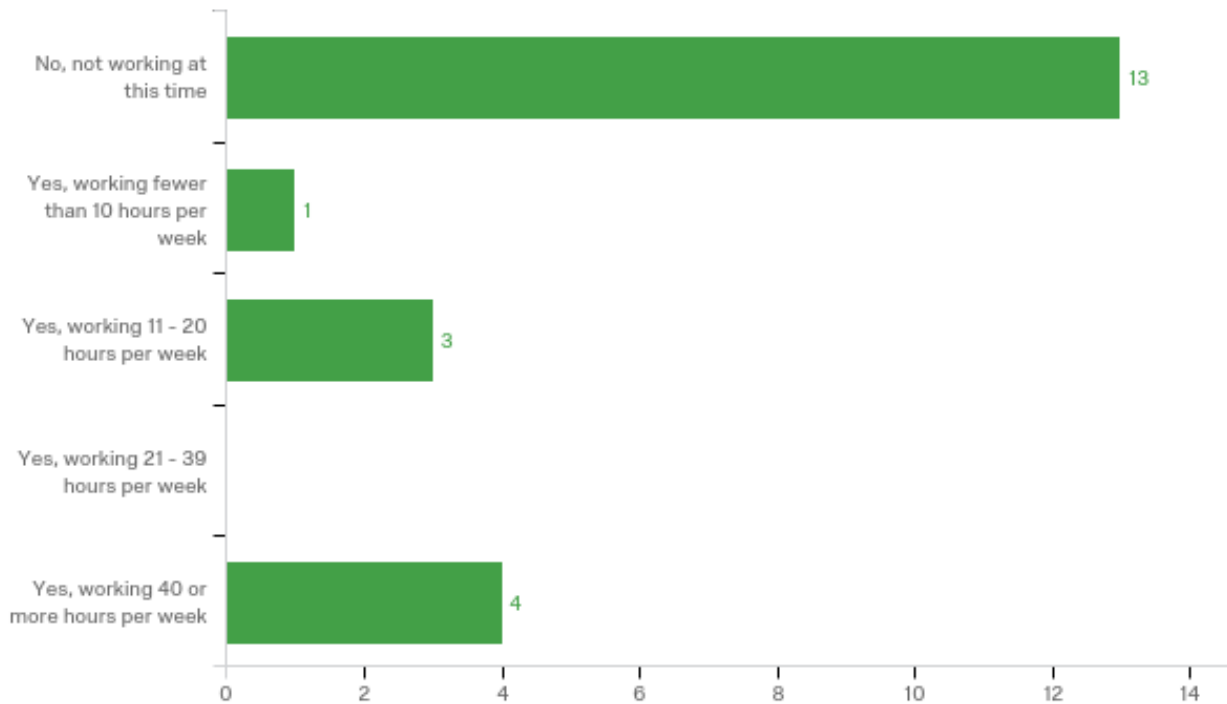
How can we improve ITV Courses?

all good

Do you have a job?

Employment Status

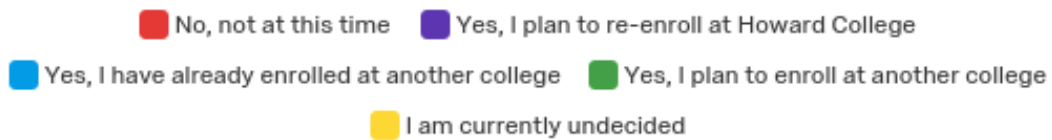
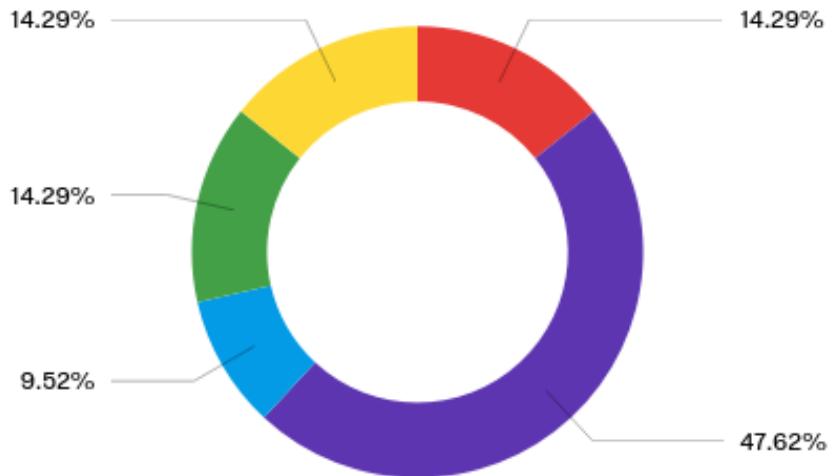
#	Answer	Count
1	No, not working at this time	13
2	Yes, working fewer than 10 hours per week	1
3	Yes, working 11 - 20 hours per week	3
4	Yes, working 21 - 39 hours per week	0
5	Yes, working 40 or more hours per week	4
	Total	21



Do you currently have plans for additional education after this semester?

Educational Plans

#	Answer	Count
2	Yes, I plan to re-enroll at Howard College	10
4	Yes, I plan to enroll at another college	3
3	Yes, I have already enrolled at another college	2
	Total	21
1	No, not at this time	3
5	I am currently undecided	3



Online (Web)

Online Services Satisfaction

#	Question	Very Good -web	Good -web	Poor -web	Very poor-web	N/A -web	Unaware of Service	Total
4	Academic Advising	3	10	0	0	1	0	14
1	Admissions Office (application process)	4	8	0	0	2	1	15
6	Bookstore	1	7	1	0	4	0	13
3	Business Office (billing/payments)	1	8	2	0	3	0	14
7	Financial Aid	5	5	2	0	3	0	15
5	Library	3	6	1	0	3	0	13
2	Registration	6	6	1	0	1	0	14

On-Site at Campus

Campus Based Services Satisfaction

#	Question	Very Good	Good	Poor	Very Poor	N/A	Unaware of Service	Total
1	Admissions Office (application process)	9	9	1	0	0	1	20
2	Registration	10	9	1	0	0	0	20
3	Business Office (billing/payments)	9	8	2	0	1	0	20
4	Academic Advising	10	10	0	0	0	0	20
5	Library	9	10	0	0	1	0	20
6	Bookstore	5	13	2	0	0	0	20
7	Financial Aid	7	9	2	0	2	0	20

At High Schools

High School Based Services Satisfaction

#	Question	Very Good -HS	Good -HS	Poor -HS	Very Poor -HS	N/A -HS	Unaware of Service	Total
1	Admissions Office (application process)	6	2	0	0	4	0	12
2	Registration	6	2	0	0	4	0	12
3	Business Office (billing/payments)	3	4	1	0	4	0	12
4	Academic Advising	6	2	0	0	4	0	12
5	Library	5	3	0	0	4	0	12
6	Bookstore	2	6	0	0	4	0	12
7	Financial Aid	3	3	1	0	5	0	12

By Telephone

Telephone Services Satisfaction

#	Question	Very Good-phone	Good-phone	Poor-phone	Very Poor-phone	N/A-phone	Unaware of Service	Total
1	Admissions Office (application process)	2	5	2	0	4	0	13
2	Registration	4	4	1	0	4	0	13
3	Business Office (billing/payments)	1	7	1	0	4	0	13
4	Academic Advising	3	4	1	0	5	0	13
5	Library	3	4	1	0	5	0	13
6	Bookstore	2	4	2	0	5	0	13
7	Financial Aid	3	4	1	0	5	0	13

How would you evaluate your courses at Howard College / SWCID?

Course Satisfaction

#	Question	Very Good	Good	Poor	Very Poor	Does Not Apply	Total
1	Content of courses in major	12	7	0	1	0	20
2	Class size	8	11	1	0	0	20
3	Grading / Testing	11	8	1	0	0	20
4	Availability of courses needed	10	10	0	0	0	20
6	Quality of equipment in classes and labs	10	9	1	0	0	20
7	Quantity of equipment in classes and labs	11	8	1	0	0	20
9	Helpfulness of lab assistants	10	5	4	0	1	20
10	Overall enthusiasm and knowledge of instructors	10	9	1	0	0	20
11	Instructors show interest in students' success	10	8	2	0	0	20
12	Overall quality of instruction	10	9	1	0	0	20

How would you evaluate the following Howard College / SWCID services?

Support Service Satisfaction

#	Question	Very Good	Good	Poor	Very Poor	Did Not Know about this Service	Does Not Apply	Total
2	Cafeteria / Snack bar / Food Service	2	10	4	2	1	1	20
3	MYHC Portal / Campus Connect	11	6	3	0	0	0	20
4	Child Care Assistance (Howard Cottage)	2	5	1	0	2	10	20
5	Cultural Programs (Plays, Concerts, Exhibits, Lectures)	7	6	2	0	1	4	20
9	Website	9	8	2	0	0	1	20
10	Career Services	6	12	1	0	0	1	20
11	Minority Affairs / Organizations	5	8	1	0	2	4	20
12	Parking	9	7	1	1	0	2	20
13	Athletic Programs	5	10	0	0	0	5	20
14	Residence Halls and services	4	11	1	2	0	2	20
15	Student Activities (recreation, organizations, entertainment, games)	7	9	3	1	0	0	20
17	Student Lounge Area(s)	5	6	5	3	0	1	20
18	Testing Services (TSIA, CLEP, etc.)	3	9	4	0	0	4	20
19	Veteran's services	4	6	2	0	0	8	20
20	Wireless Connectivity	9	7	4	0	0	0	20
16	Access to Technology (copying, printing, computers, etc.)	7	10	3	0	0	0	20

Please evaluate the following items relating to the campus

Campus Environment Satisfaction

#	Question	Very Good	Good	Poor	Very Poor	Does Not Apply	Total
1	Attitude/Friendliness of other faculty on campus	9	8	0	3	0	20
2	Attitude/Friendliness of Staff (Non-teaching) on campus	7	9	1	3	0	20
3	Campus accessibility	9	10	0	1	0	20
4	Campus outdoor lighting	7	6	3	3	1	20
5	Campus safety and security	9	7	3	1	0	20
6	Classroom appearance	9	9	1	1	0	20
7	Classroom space for learning	12	7	0	1	0	20
8	Conditions of buildings	7	9	3	1	0	20
9	Conditions of grounds/landscaping	10	7	2	1	0	20

How would you evaluate your educational experience at Howard / SWCID in preparing you in the following areas?

Program and Student Learning Outcomes

#	Question	Very Good	Good	Poor	Very Poor	Does Not Apply	Total
1	Writing Skills	9	6	3	1	1	20
2	Reading Skills	10	4	4	1	1	20
3	Mathematical Skills	7	7	1	1	4	20
4	Social Responsibility	9	9	0	2	0	20
5	Communication Skills	11	5	2	2	0	20
6	Self Reliance	8	8	3	1	0	20
7	Use of Technology	11	7	1	1	0	20
8	Critical Thinking / Problem Solving / Reasoning Skills	9	8	2	1	0	20
9	Teamwork	9	9	1	1	0	20
10	Developing a foundation for life-long learning	10	8	0	2	0	20