












**Gender:**

#	Answer	Bar	Response	%
1	Male		7	58.33%
2	Female		5	41.67%
	Total		12	100.00%



**Ethnicity:**

#	Answer	Bar	Response	%
1	White, Non Hispanic		5	41.67%
2	Black, Non Hispanic		3	25.00%
3	Hispanic		2	16.67%
4	Asian/Pacific Islander		0	0.00%
5	American Indian		0	0.00%
6	Non Resident		0	0.00%
7	Other		2	16.67%
	Total		12	100.00%



**Age:**

#	Answer	Bar	Response	%
1	17 and under		0	0.00%
2	18 - 20		2	16.67%
3	21 - 24		5	41.67%
4	25 - 34		2	16.67%
5	35 - 44		2	16.67%
6	45 - 54		1	8.33%
7	55 - 64		0	0.00%
8	65 and above		0	0.00%
	Total		12	100.00%





**Marital Status:**

#	Answer	Bar	Response	%
1	Single		7	58.33%
2	Married		5	41.67%
3	Separated		0	0.00%
4	Divorced		0	0.00%
	Total		12	100.00%








**Your Primary (home) Campus:**

#	Answer	Bar	Response	%
1	Big Spring		1	8.33%
2	Lamesa		0	0.00%
3	San Angelo		0	0.00%
4	SWCID		11	91.67%
5	Dual Credit / High School		0	0.00%
	Total		12	100.00%



## Your primary reason for attending college:

#	Answer	Bar	Response	%
1	Earn a Certificate		3	30.00%
2	Earn a 2-year Degree		4	40.00%
3	Earn a 4-year Degree		2	20.00%
4	To get a job		0	0.00%
5	To improve skills for my current job or get a better job		1	10.00%
6	Personal Enrichment		0	0.00%
	Total		10	100.00%

**Major of Study:**





Answer	Bar	Responses	%
AS General Studies		2	20.00%
AAS Interpreter Training		2	20.00%
AAS Paraprofessional in Deaf Education		1	10.00%
CERT1 Dental Laboratory Technology		2	20.00%
CERT1 Integrated Computer Maint & Networking Tech		1	10.00%
CERT1 Welding Technology		1	10.00%
CERT2 Office Administrative Support		1	10.00%
Total		10	100.00%

**Enrollment Status:**





#	Answer	Bar	Response	%
1	Full Time		9	90.00%
2	Part Time		1	10.00%
	Total		10	100.00%





### How long have you attended Howard College (counting this semester)?

#	Answer	Bar	Response	%
1	One Semester		3	30.00%
2	One Year		0	0.00%
3	Two Years		5	50.00%
4	Three Years		1	10.00%
5	Four Years		0	0.00%
6	More than Four Years		1	10.00%
	Total		10	100.00%

**Academic Classification:**

#	Answer	Bar	Response	%
1	High School / Dual Credit student		0	0.00%
2	College Freshman		2	20.00%
3	College Sophomore		6	60.00%
4	Returning College Graduate		1	10.00%
5	Other		1	10.00%
	Total		10	100.00%

**Are you receiving any of the following types of Financial Aid? (Select ALL that apply)**

#	Answer	Bar	Response	%
1	State or Federal Grant		7	70.00%
2	Texas Deaf Waiver		3	30.00%
3	Education Loan		0	0.00%
4	Departmental Scholarships		0	0.00%
5	Athletic Scholarship		1	10.00%
6	No, I have not received financial aid		1	10.00%
7	I do not know if I received financial aid		0	0.00%
8	Other		0	0.00%
	Total		12	100.00%

Have you participated in an on-site or an on-line "New Student Orientation" at Howard College or SWCID?

#	Answer	Bar	Response	%
1	Yes		7	70.00%
2	No		3	30.00%
3	I did not know about orientation		0	0.00%
	Total		10	100.00%

**Please evaluate New Student Orientation**





#	Question	Very Good	Good	Poor	Very Poor	Does Not Apply	Response	Average Value
1	On Campus New Student Orientation	2	4	-	-	1	7	2.14
2	On-Line New Student Orientation	1	1	-	-	5	7	4.00

**Other Comments concerning New Student Orientation:**

Text Entry

N/A

## Did you participate in an Angel/Blackboard orientation?

#	Answer	Bar	Response	%
1	Yes		2	28.57%
2	No		2	28.57%
3	I did not know about this service		2	28.57%
4	None of my courses use Angel/Blackboard		1	14.29%
	Total		7	100.00%

Please evaluate Angel/Blackboard Orientation.

#	Question	Very Good	Good	Poor	Very Poor	Didn't Know about it	Does Not Apply	Response	Average Value
1	On-line self paced course called "Angel/Blackboard Essentials"	1	-	-	-	1	-	2	3.00
2	Scheduled meeting over the internet with an HC facilitator	1	-	-	1	-	-	2	2.50
3	On-campus meeting with a group of students	1	-	-	-	1	-	2	3.00
4	Individual on-campus meeting	1	1	-	-	-	-	2	1.50



## How can we improve Orientation?

### Text Entry

you need to tell us about this school and tell us how can we expanding this role model

Orientation was fine. I don't have any suggestions for improvement

i think it fine




n/a

n/a

To encourage students to attend New Student Orientation before starting College.

n/a



**Have you enrolled in a Howard College / SWCID preparatory or developmental education course to enhance your skills to prepare you to complete college course level work?**

#	Answer	Bar	Response	%
1	Yes		6	60.00%
2	No		3	30.00%
3	I don't know		1	10.00%
	Total		10	100.00%

Please answer the following questions concerning your experience in developmental courses.

#	Question	Yes	Somewhat / Maybe	No	Response	Average Value
1	Did you study before taking the Accuplacer/Placement test?	3	1	2	6	1.83
2	Do you understand the Accuplacer/Placement test results and the purpose of the test?	3	3	-	6	1.50
3	Was advising helpful in understanding why you needed developmental courses in order to obtain a certificate or degree?	5	1	-	6	1.17
4	Did you use outside resources (advising, tutoring centers, meeting with teachers) to help you with your developmental course work?	4	-	2	6	1.67
5	Were you informed, during class, about the skills you were learning and how they would be used in future college level courses?	5	1	-	6	1.17
6	Do you feel the skills learned will have a positive impact on your achievement for future college level courses?	5	1	-	6	1.17
7	Would you have participated in a 2-week summer program in order to place out of developmental education and go directly into college level courses?	3	3	-	6	1.50




## Have you visited the Tutoring Center?

#	Answer	Bar	Response	%
1	Yes, one time		0	0.00%
2	Yes, more than one time		6	60.00%
3	No, I did not know about the Tutoring Center		0	0.00%
4	No, I knew about the center, but did not use the services		4	40.00%
	Total		10	100.00%







Please rate your experience/opinion concerning the Tutoring Center.

#	Question	Very Good	Good	Poor	Very Poor	Does Not Apply	Response	Average Value
1	Services provided by Tutoring Center	2	4	-	-	-	6	1.67
2	Staff make students feel comfortable	2	3	-	1	-	6	2.00
3	Quality of tutoring meets student needs	3	3	-	-	-	6	1.50
4	Staff are helpful in assisting students	3	2	-	1	-	6	1.83
5	Center is helpful for students completing course work	2	3	1	-	-	6	1.83
6	Overall quality of the Tutoring Center	3	3	-	-	-	6	1.50
7	Likelihood you will recommend the Tutoring Center to a fellow student	3	3	-	-	-	6	1.50
8	Likelihood there will be a continued need for the Tutoring Center	3	3	-	-	-	6	1.50

## How did you find out about the Tutoring Center?

#	Answer	Bar	Response	%
1	Instructor		4	66.67%
2	Fellow Student		1	16.67%
3	Poster / Flyer		0	0.00%
4	Website		1	16.67%
5	Other .		0	0.00%
	Total		6	100.00%

Please select the Instruction methods for your course work (select ALL OPTIONS THAT APPLY):





#	Answer	Bar	Response	%
1	Daytime Face-to-Face (regular 16 week semester)		7	70.00%
2	Evening Face-to-Face (regular 16 week semester)		5	50.00%
3	Online (Angel/Blackboard) Course - Completely Online		6	60.00%
4	Angel/Blackboard Enhanced or Hybrid Course (Both Face-to-Face and online)		1	10.00%
5	VCT Course (Virtual College of Texas online course)		1	10.00%
6	Flex-Entry Course (shorter than the regular 16 week semester)		2	20.00%
7	Dual Credit / Concurrent / Early Admissions (enrolled prior to high school graduation)		0	0.00%
8	ITV Course (Interactive TV)		0	0.00%
	Total		22	100.00%









Text Entry

## Do you have a job?

#	Answer	Bar	Response	%
1	No, not working at this time		6	60.00%
2	Yes, working fewer than 10 hours per week		1	10.00%
3	Yes, working 11 - 20 hours per week		2	20.00%
4	Yes, working 21 - 39 hours per week		0	0.00%
5	Yes, working 40 or more hours per week		1	10.00%
	Total		10	100.00%

## Do you currently have plans for additional education after this semester?

#	Answer	Bar	Response	%
1	No, not at this time		3	30.00%
2	Yes, I plan to re-enroll at Howard College		5	50.00%
3	Yes, I have already enrolled at another college		0	0.00%
4	Yes, I plan to enroll at another college		1	10.00%
5	I am currently undecided		1	10.00%
	Total		10	100.00%

## What college will you be attending?

#	Answer	Bar	Response	%
1	Abilene Christian University		0	0.00%
2	Angelo State University		0	0.00%
3	Baylor University		0	0.00%
4	Gallaudet University		1	100.00%
5	Lamar University		0	0.00%
6	Texas A&M University		0	0.00%
7	Texas State Technical College (TSTC)		0	0.00%
8	Texas State University		0	0.00%
9	Texas Tech University		0	0.00%
10	University of TX - Austin		0	0.00%
11	University of TX - UTPB		0	0.00%
12	University of North Texas		0	0.00%
13	West Texas A&M University		0	0.00%
14	Other (please specify)		0	0.00%
	Total		1	100.00%

Please evaluate the following services which are offered on-site (in the office), on-line (web), by telephone, or at local high schools. Select column for location of services you have used.

2	Registration	2	1	-	-	1	-	4	2.25
3	Business Office (billing/payments)	2	1	-	-	1	-	4	2.25
4	Academic Advising	2	1	-	-	1	-	4	2.25
5	Library	2	1	-	-	1	-	4	2.25
6	Bookstore	2	1	-	-	1	-	4	2.25
7	Tutoring	2	1	-	-	1	-	4	2.25

## How would you evaluate your courses at Howard College / SWCID?

#	Question	Very Good	Good	Poor	Very Poor	Does Not Apply	Response	Average Value
1	Content of courses in major	7	2	-	-	-	9	1.22
2	Class size	7	1	-	-	1	9	1.56
3	Grading / Testing	6	3	-	-	-	9	1.33
4	Availability of courses needed	6	3	-	-	-	9	1.33
5	Test reading, select 'does not apply' for this one	3	2	-	-	4	9	3.00
6	Quality of equipment in classes and labs	5	3	-	-	1	9	1.78
7	Quantity of equipment in classes and labs	5	3	-	-	1	9	1.78
8	Attitude / Friendliness of instructors	5	3	-	-	1	9	1.78
9	Helpfulness of lab assistants	6	2	-	-	1	9	1.67
10	Overall enthusiasm and knowledge of instructors	5	3	-	-	1	9	1.78
11	Instructors show interest in students' success	6	2	-	-	1	9	1.67
12	Overall quality of instruction	5	3	-	-	1	9	1.78

Please evaluate the following services which are offered on-site (in the office), on-line (web), by telephone, or at local high schools. Select column for location of services you have used.

On-Site at Campus									
#	Question	Very Good	Good	Poor	Very Poor	N/A	Didn't know about this service	Response	Average Value
1	Admissions Office (application process)	4	5	-	-	-	-	9	1.56
2	Registration	5	4	-	-	-	-	9	1.44
3	Business Office (billing/payments)	1	6	1	-	1	-	9	2.33
4	Academic Advising	5	4	-	-	-	-	9	1.44
5	Library	2	5	-	-	2	-	9	2.44
6	Bookstore	3	3	2	-	1	-	9	2.22
7	Tutoring	3	5	-	-	1	-	9	2.00
Online (Web)									
#	Question	Very Good - web	Good - web	Poor -web	Very poor-web	N/A - web	Didn't know about this service	Response	Average Value
1	Admissions Office (application process)	2	1	1	-	2	-	6	2.83
2	Registration	3	3	-	-	-	-	6	1.50
3	Business Office (billing/payments)	3	-	1	-	2	-	6	2.67
4	Academic Advising	4	2	-	-	-	-	6	1.33
5	Library	2	1	-	-	2	1	6	3.33
6	Bookstore	2	-	1	-	1	2	6	3.67
7	Tutoring	3	1	1	-	-	1	6	2.33
By Telephone									
#	Question	Very Good-phone	Good-phone	Poor-phone	Very Poor-phone	N/A-phone	Didn't know about this service	Response	Average Value
1	Admissions Office (application process)	5	1	-	-	-	-	6	1.17
2	Registration	2	2	-	-	2	-	6	2.67
3	Business Office (billing/payments)	3	1	1	-	1	-	6	2.17
4	Academic Advising	4	2	-	-	-	-	6	1.33
5	Library	1	1	-	-	3	1	6	4.00
6	Bookstore	1	2	1	-	1	1	6	3.17
7	Tutoring	1	1	1	-	2	1	6	3.67
At High Schools									
#	Question	Very Good - HS	Good -HS	Poor - HS	Very Poor - HS	N/A -HS	Didn't know about this service	Response	Average Value
1	Admissions Office (application process)	3	1	-	-	-	-	4	1.25
2	Registration	2	1	-	-	1	-	4	2.25
3	Business Office (billing/payments)	2	1	-	-	1	-	4	2.25
4	Academic Advising	2	1	-	-	1	-	4	2.25
5	Library	2	1	-	-	1	-	4	2.25
6	Bookstore	2	1	-	-	1	-	4	2.25
7	Tutoring	2	1	-	-	1	-	4	2.25

## How would you evaluate the following Howard College / SWCID services?

#	Question	Very Good	Good	Poor	Very Poor	Did Not Know about this Service	Does Not Apply	Response	Average Value
2	Cafeteria / Snack bar / Food Service	1	5	1	1	-	1	9	2.67
3	Campus Connect	3	6	-	-	-	-	9	1.67
4	Child Care Assistance (Howard Cottage)	1	1	-	-	1	6	9	4.89
5	Cultural Programs (Plays, Concerts, Exhibits, Lectures)	3	3	-	-	1	2	9	2.89
8	Personal Counseling services	2	2	-	-	1	4	9	3.89
9	Website	4	4	1	-	-	-	9	1.67
10	Career Services	4	3	-	-	1	1	9	2.33
11	Minority Affairs / Organizations	3	3	-	1	-	2	9	2.78
12	Parking	3	2	-	-	1	3	9	3.33
13	Athletic Programs	3	2	-	-	1	3	9	3.33
14	Residence Halls and services	3	4	-	1	-	1	9	2.33
15	Student Activities (recreation, organizations, entertainment, games)	4	2	1	-	1	1	9	2.44
16	Access to Technology (copying, printing, computers, etc.)	3	5	-	-	-	1	9	2.11
17	Student Lounge Area(s)	3	4	-	-	1	1	9	2.44
18	Testing Services (THEA, CLEP, etc.)	2	4	-	-	1	2	9	3.00
19	Veteran's services	3	1	-	-	1	4	9	3.78
20	Wireless Connectivity	3	5	1	-	-	-	9	1.78



Please evaluate the following items relating to the campus

#	Question	Very Good	Good	Poor	Very Poor	Does Not Apply	Response	Average Value
1	Attitude/Friendliness of other faculty on campus	3	5	-	1	-	9	1.89
2	Attitude/Friendliness of Staff (Non-teaching) on campus	4	4	-	1	-	9	1.78
3	Campus accessibility	4	4	-	1	-	9	1.78
4	Campus outdoor lighting	4	2	1	2	-	9	2.11
5	Campus safety and security	4	3	1	-	1	9	2.00
6	Classroom appearance	4	4	-	1	-	9	1.78
7	Classroom space for learning	3	5	-	1	-	9	1.89
8	Conditions of buildings	3	4	-	2	-	9	2.11
9	Conditions of grounds/landscaping	4	3	1	1	-	9	1.89

**How would you evaluate your educational experience at Howard / SWCID in preparing you in the following areas?**

#	Question	Very Good	Good	Poor	Very Poor	Does Not Apply	Response	Average Value
1	Writing Skills	2	7	-	-	-	9	1.78
2	Reading Skills	2	7	-	-	-	9	1.78
3	Mathematical Skills	3	3	1	-	2	9	2.44
4	Social Responsibility	4	4	1	-	-	9	1.67
5	Communication Skills	4	5	-	-	-	9	1.56
6	Self Reliance	5	4	-	-	-	9	1.44
7	Use of Technology	4	4	1	-	-	9	1.67
8	Critical Thinking / Problem Solving / Reasoning Skills	5	4	-	-	-	9	1.44
9	Teamwork	4	4	-	1	-	9	1.78
10	Developing a foundation for life-long learning	4	4	-	1	-	9	1.78

Value	Total
SW	12

**Gender**

Value	Total
Male	7
Female	5

Value	Total
-------	-------